
















Pedestrian signals or pedestrian lights are the boxes on traffic signal poles showing a person walking  or a raised hand . Before pedestrian signals were installed, pedestrians relied on standard red, yellow, and green lights to let them know when it was time to cross the street. Pedestrian signals are designed using the words WALK and DON'T WALK to show when it is the pedestrians' turn to cross the street. Many of these signals are still used, but it is now common practice to use the symbols  and  in place of the words WALK and DON'T WALK.

Knowing what the  and  symbols mean will help a pedestrian cross the street in a safe manner. The steady lit  means that pedestrians may start crossing the street walking towards the . Keep in mind, however, that you may be in conflict with turning vehicles. After a few seconds the  will appear, flashing on and off. The flashing  means that if already started a pedestrian should continue crossing to the other side of the street or to a safety island if they are still on

the street. The flashing  also means DO NOT START CROSSING if you haven't already started crossing the street. A non-flashing  means a pedestrian should not enter the roadway in the direction of the signal indication. When facing a steady lit  the pedestrian needs to know that it is the cars turn to go or in other words the pedestrians must yield to the cars. A pedestrian who does not obey the signal lights could get a traffic ticket from a police officer or get hit by a car.


Who Must Yield?

Colorado law says that cars must yield the right-of-way to a pedestrian that is crossing in the direction of a  symbol OR flashing  symbol. When signalized intersections are next to each other it is illegal to cross the street anywhere except at the signalized intersections. When a pedestrian crosses a street midblock and there is not a marked crosswalk the pedestrian must yield the right-of-way to the cars. But no matter who has the right-of-way - a pedestrian has the most to lose - so don't end up being DEAD RIGHT. When crossing always look to the left, right, then left again before beginning to cross.

Try to get eye contact with approaching drivers when possible. While crossing, stay to the right half of the marked crosswalk and always watch for turning vehicles and any approaching vehicles that may not stop. Even when pedestrians have the right-of-way it is very important to watch out for drivers that are not paying attention. Remember, the big loser in a pedestrian-vehicle crash is always the pedestrian.

Pedestrian Push Buttons

When pedestrian push buttons are available, the pedestrian needs to push the button to make the pedestrian lights begin their cycle. The traffic signal lights are timed for vehicles and will not know a pedestrian wants to cross the street unless the button is pushed. When the button is pushed it tells the traffic signal lights that they need to have a longer red light to give the pedestrians enough time to cross the street. Only one push of the button is needed to tell the pedestrian signal lights that someone is waiting to cross. If the button isn't pushed, a pedestrian may not have enough time to cross the street before the traffic light changes.



Remember

The pedestrian signals tell you when to cross the intersection, however, it is important to be careful and cross the intersection with caution.

When crossing any intersection always remember to:

Push the pedestrian button if it is available.

Look left, right, then left again before crossing.

Keep your eyes on approaching cars and try to establish eye contact.

Cross as quickly as possible staying on the right side of the crosswalk.

Continue to watch for cars, including behind you and especially those which are turning.

In summary - the symbols mean



Pedestrians may start to cross the street. Look left-right-left before crossing.

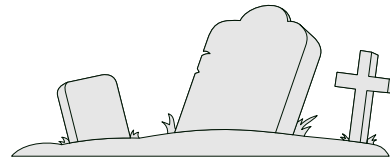


Don't start crossing. If already crossing the street, continue crossing to the other side of the street or to a safety island.



Pedestrians should not be on the street and should not start to cross the roadway in the direction of the signal indication.

Always have respect for every crossing situation or you may end up like William Jay, who's tombstone reads:



**Here lies the body of William Jay
Who died maintaining his right of way.
He was right, dead right, as he walked along.
But he's just as dead as if he'd been wrong.**



Safety and Traffic Engineering Branch
4201 East Arkansas Avenue, EP Suite 770
Denver, Colorado 80222

8/02

PEDESTRIAN



SIGNALS

